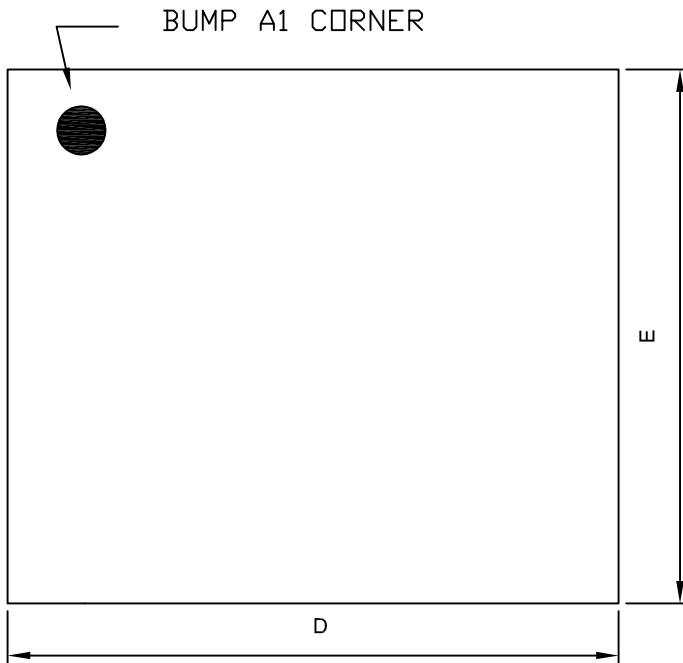
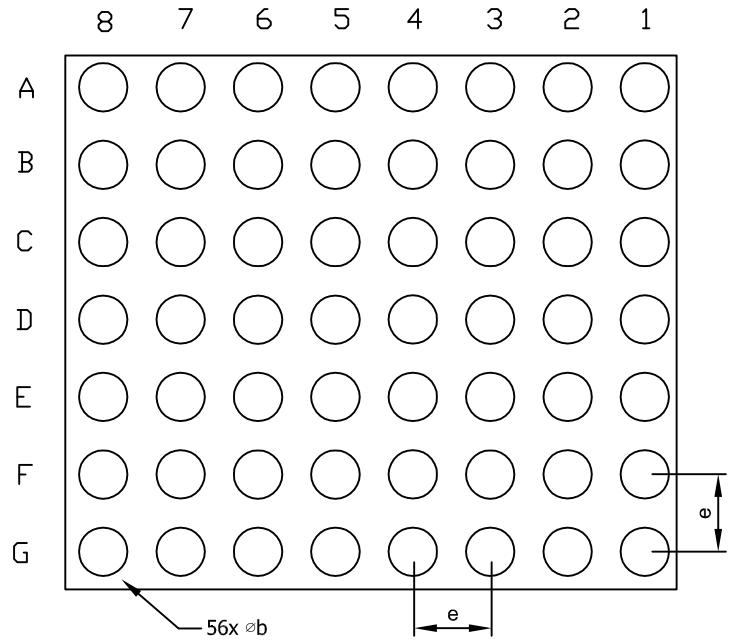


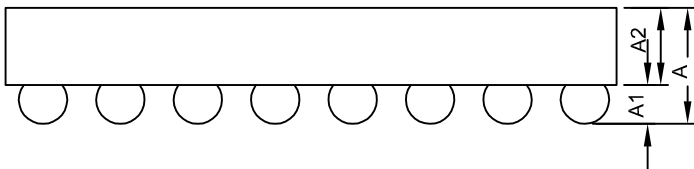
WLCSP8X7-56



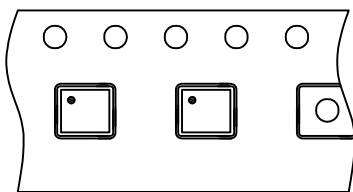
Top View



Bottom View



Symble	DIMENSION IN MM			DIMENSION IN INCH		
	MIN.	NOM.	MAX.	MIN.	NOM.	MAX.
A	0.540	0.600	0.660	0.0213	0.0236	0.0260
A1	0.170	0.200	0.230	0.0067	0.0079	0.0091
A2	0.370	0.400	0.430	0.0146	0.0157	0.0169
D	3.120	3.160	3.200	0.1228	0.1244	0.1259
E	2.720	2.760	2.800	0.1070	0.1087	0.1102
b	0.230	0.260	0.290	0.0091	0.0102	0.0114
e	0.40 BSC			0.0157 BSC		



Feed Direction

Taping Specification

PACKAGE	Q'TY/REEL
WLCSP8X7- 56	3,000ea